

MiniXtend® Cable with Binderless FastAccess® Technology

CORNING

Features and Benefits

Binderless FastAccess® Technology

Innovative cable design that reduces cable access time up to 70 percent and lowers the risk of inadvertent fiber damage

Improved cable and fiber density

Small cable OD enables higher density and lower deployment cost; up to 96 fibers in 8 mm ID duct and up to 144 fibers in 10 mm ID duct

Optimized for air-assisted install in microducts

Capable of installation distances greater than 2000 m (6560 ft) at speeds up to 150 m/min (490 ft/min)

Mid-span express buffer tube performance


Meets the Telcordia GR-20 and RDUP/RUS PE-90 requirements for mid-span express buffer tube storage

SMF-28® Ultra fiber


ITU-T G.652.D/G.657.A1 rated fiber with improved attenuation and bend performance as well as compatibility with standard single-mode fibers

Corning MiniXtend® Cable with *Binderless FastAccess® Technology is an all-dielectric loose tube cable designed for microduct applications and features industry-leading fiber density. The innovative Binderless FastAccess Technology improves cable handling and reduces access time up to 70 percent while lowering risk of cable and fiber damage. The MiniXtend Cable design reduces the cable diameter by up to 50 percent (versus traditional loose tube cables) which improves fiber density for duct applications and also enables new applications which can reduce total install cost by up to 60 percent. This cable also features Corning SMF-28® Ultra single-mode fiber which combines industry-leading attenuation and improved macrobend performance in one fiber. SMF-28 Ultra fiber is ITU-T Recommendation G.652.D compliant and also exceeds the requirements of the ITU-T Recommendation G.657.A1 standard.

** Corning's patented Binderless FastAccess® Technology refers to the combination of a Corning FastAccess Technology jacket with an innovative technology used to bind cable construction through the manufacturing process, eliminating the use of binder yarns and water-blocking tapes.*



MiniXtend® Cable with Binderless FastAccess® Technology | Photo CRR2956



MiniXtend Cable with Binderless FastAccess Technology, 144 Fibers

CORNING



MiniXtend® Cable with Binderless FastAccess® Technology



Standards

Common Installations Outdoor microduct; indoor when installed according to National Electrical Code® (NEC®) Article 770

Design and Test Criteria IEC 60794-5-10



Specifications

Temperature Range	
Storage	-40 °C to 70 °C (-40 °F to 158 °F)
Installation	-15 °C to 60 °C (-5 °F to 140 °F)
Operation	-40 °C to 70 °C (-40 °F to 158 °F)

* *Installation Note: Corning recommends storing cable in a proper temperature environment prior to installation to allow the cable temperature to meet installation temperature range specifications for best installation results.*

MiniXtend® Cable with Binderless FastAccess® Technology

CORNING

Mechanical Characteristics Cable

Fiber Count	Fibers per Tube	Number of Tube Positions	Number of Active Tubes	Nominal Outer Diameter	Weight	Max. Tensile Strength, Short-Term	Min. Bend Radius Installation	Min. Bend Radius Operation
12 - 72	12	6	1 - 6	5.4 mm (0.21 in)	23 kg/km (15 lb/1000 ft)	350 N (78 lbf)	108 mm (4.3 in)	82 mm (3.2 in)
96	12	8	8	6.3 mm (0.25 in)	36 kg/km (24 lb/1000 ft)	1000 N (225 lbf)	126 mm (5 in)	95 mm (3.7 in)
144	12	12	12	8.1 mm (0.32 in)	56 kg/km (38 lb/1000 ft)	1000 N (225 lbf)	162 mm (6.4 in)	122 mm (4.8 in)

Chemical Characteristics

RoHS	Free of hazardous substances according to RoHS 2011/65/EU
------	---

Transmission Performance

Single-mode


Fiber Name	SMF-28® Ultra fiber
Fiber Category	G.652.D/G.657.A1
Fiber Code	Z
Performance Option Code	22
Wavelengths (nm)	1310/1383/1550
Maximum Attenuation (dB/km)	0.34/0.34/0.22
Typical Attenuation (dB/km)	0.32/0.32/0.18

CORNING

MiniXtend® Cable with Binderless FastAccess® Technology



Ordering Information | *Note: Contact Customer Care at 1-800-743-2675 for other options.*



1 Select fiber count.
Standard offerings:
012-144 (Increments of 12)

2 Defines fiber code.
Z = Single-mode (G.652.D/
G.657.A1) SMF-28® Ultra fiber

3 Defines cable type.
M = MiniXtend® cable

4 Defines outer jacket.
4 = Dielectric

5 Defines fiber placement.
T = 12 fibers/buffer tube
(standard)

6 Select length markings.
3 = Markings in meters
4 = Markings in feet
(standard)

7 Defines special jacket
feature.
F = Binderless FastAccess®
Technology

8 Defines performance
option code.
22 = Single-mode (OS2)
(Max. attenuation 0.34/0.34/0.22 dB/km)

9 Defines cable type.
A = Gel-filled cable

10 Defines special
manufacturing code.
20 = No special requirements

Corning Optical Communications LLC • PO Box 489 • Hickory, NC 28603-0489 USA

800-743-2675 • FAX: 828-325-5060 • International: +1-828-901-5000 • www.corning.com/opcomm

A complete listing of the trademarks of Corning Optical Communications is available at www.corning.com/opcomm/trademarks. All other trademarks are the properties of their respective owners. Corning Optical Communications is ISO 9001 certified.

© 2016 Corning Optical Communications. All rights reserved.